

A SERIES

A60

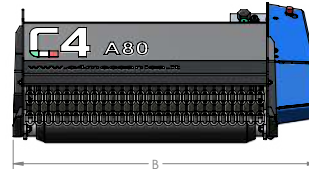
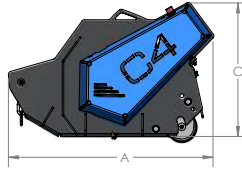
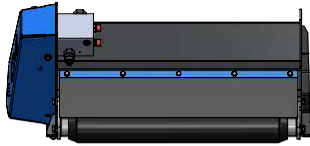
A80

A90

A100



MODEL	A60	A80	A90	A100
CUTTING WIDTH (mm)	600	800	900	1060
RECOMMENDED EXCAVATOR (ton)	1.5-2.5	2-3	2.5-4	3.5-5
WEIGHT (Kg)	105	115	145	180
OIL PRESSURE (bar)	200	200	200	200
OIL FLOW (l/min)	20-50	20-50	30-80	30-80
NUMBER OF KNIVES	24	32	36	48
NUMBER OF HAMMERS	12	16	12	16
MAX CUTTING DIAMETER (mm)	20	20	35	35
A DIMENSION (mm)	680	680	680	680
B DIMENSION (mm)	830	1010	1110	1275
C DIMENSION (mm)	440	440	440	440
SELF-LEVELLING SUPPORT WEIGHT (Kg)	27	27	27	27
EXCAVATOR ATTACHMENT WEIGHT (min-max Kg)	10-15	10-15	10-15	10-15



A-R SERIES

(Reversible - without support roller)

A60R / A80R

A90R / A100R



MODEL	A60R	A80R	A90R	A100R
CUTTING WIDTH (mm)	600	800	900	1060
RECOMMENDED EXCAVATOR (ton)	1.5-2.5	2-3	2.5-4	3.5-5
WEIGHT (Kg)	105	115	145	180
OIL PRESSURE (bar)	200	200	200	200
OIL FLOW (l/min)	20-50	20-50	30-80	30-80
NUMBER OF KNIVES	24	32	36	48
NUMBER OF HAMMERS	12	16	12	16
MAX CUTTING DIAMETER (mm)	20	20	35	35
A DIMENSION (mm)	710	710	710	680
B DIMENSION (mm)	830	1010	1110	1275
C DIMENSION (mm)	440	440	440	440
SELF-LEVELLING SUPPORT WEIGHT (Kg)	27	27	27	27
EXCAVATOR ATTACHMENT WEIGHT (min-max Kg)	10-15	10-15	10-15	10-15

