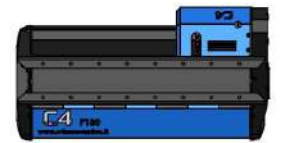
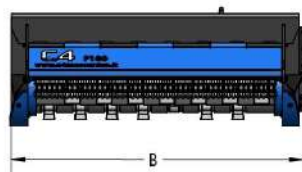
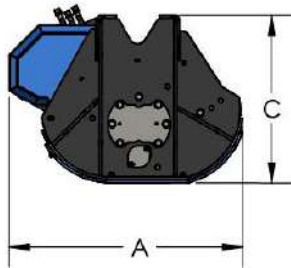


F SERIES

F110

F150

MODEL	F110	F150
CUTTING WIDTH (mm)	1165	1554
RECOMMENDED EXCAVATOR (ton)	10-15	12-20
WEIGHT (Kg)	660	880
OIL PRESSURE (bar)	250	250
OIL FLOW (l/min)	80-130	100-150
NUMBER OF HAMMERS	20	28
NUMBER OF PINS	4	4
MAX CUTTING DIAMETER (mm)	200	200
A DIMENSION (mm)	950	950
B DIMENSION (mm)	1490	1790
C DIMENSION (mm)	680	680
EXCAVATOR ATTACHMENT WEIGHT (min-max Kg)	50-100	60-120



Engine with anti-cavitation valve to preserve engine and excavator during travel stops.



Predisposition of holes for the positioning of the attachment along the entire length of the mulcher.



Back protection with support chains and replaceable anti-wear skids.



Double-bottomed case to increase robustness and optimize the cutting volume. Internal wear-resistant lining in Hardox.




Standard with 3m hydraulic Hoses. Available as **optional** set of hoses with customized lengths.



Symmetrical reversible hammer.



Available as **optional**: standard attachment and pins with customized measurements, flat plate for attachment as standard.



Piston motor with external drain as standard, protected by casing in case of impacts, supported on the extension with bearings to avoid a premature wear. Belt transmission, essential for applications where the transmitted powers begin increasing, thanks to the elastic joint that has the function to preserve both the motor and the rotor from unexpected stresses.



Closed rotor with retractable hammers, designed for more robustness and for versatile use.



Front protection with chains, adjustable on 4 positions for easy maintenance.



Available as **optional**: hydraulic door opening.